


**1s**



**2s**



**3s**



**4s**



**5s**



**6s**



**7s**



**8s**


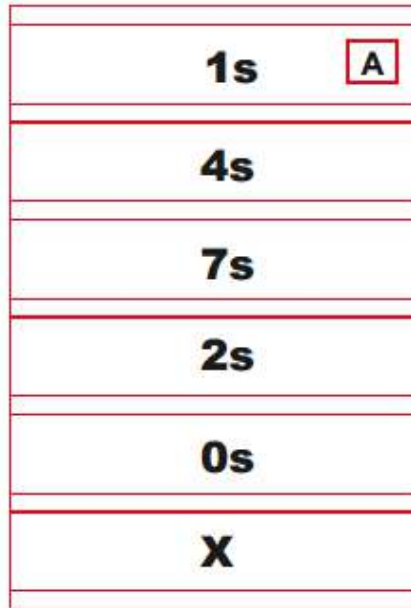
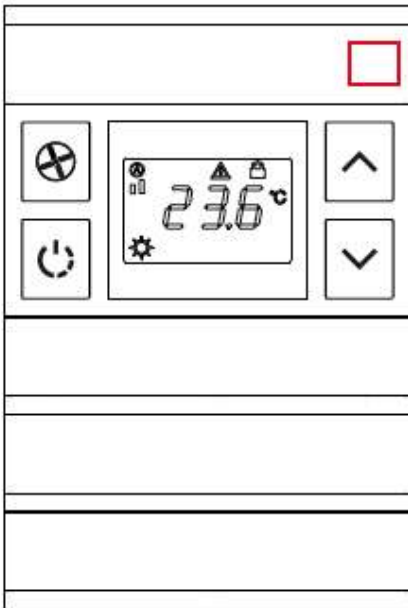





**0s**

**A** ANTHRACITE

**I** IVORY

**C** CLOUD GREY



## EXAMPLE

Icons produced as standard can be seen above.

Icons with assigned numbers can be printed on selected folds.

In the example, **5-fold switch** with assigned icon;

"X" is does not exist. (Fold does not exist i.e. above figure configures 5-fold switch),

"0S" No icon,

"1S" Volume On/Off icon,

"4S" Light On/Off icon,

"7S" Light dim,

"2S" Volume Up/Down

In conclusion: 4 folds have icons&status, 1 fold does not have any icon, only status,

1 fold does not exist, clour "anthracite".