

SETTING UP GOOGLE ASSISTANT INTEGRATION



Document Version: 1.0
Documentation Last Updated: 31.08.2020

Core & Google Assistant Integration Description

The Google Assistant and Core Smart Home system work together to make Core Smart Home accessories even more convenient to use. Core and voice control by Google will help you to control lights, temperature and scenes without lifting a finger. There won't be a need to find your phone, use wall switches or any other remotes – just talk to your Google Assistant.

What is Google Assistant?

Google Assistant is an artificial intelligence-powered virtual assistant developed by Google that is primarily available on mobile and smart home devices. Unlike the company's previous virtual assistant, Google Now, the Google Assistant can engage in two-way conversations.

You can find more information about Google Assistant on the following link: <https://assistant.google.com/>

What is Google Home?

Google Nest, previously named Google Home, is a line of smart speakers developed by Google under the Google Nest brand. The devices enable users to speak voice commands to interact with services through Google Assistant, the company's virtual assistant. Both in-house and third-party services are integrated, allowing users to listen to music, control playback of videos or photos, or receive news updates entirely by voice. Google Nest devices also have integrated support for home automation, letting users control smart home appliances with their voice command.

You can find more information about Google Assistant on the following link:

https://store.google.com/us/product/google_home_speaker?hl=en-US

What is Google Home App?

The Google Home app helps you set up and control Google Nest, Google Home and Chromecast devices. You can control thousands of compatible lights, cameras, speakers and more, all from a single app, as well as see your reminders and recent notifications.

You can find more information about Google Home App on the following link:

<https://support.google.com/chromecast/answer/7071794?co=GENIE.Platform%3DAndroid&hl=en-AU>

Setting up the Core Google Assistant service

Core Smart Home taps into the engine of the Google Assistant which in turn provides the framework for voice-enabled control for your house appliances. Using native capabilities of Google Assistant regarding smart home management, users can invoke and control devices without using any custom start phrases. Just say "Hey Google, turn on the lights in the living room" to turn on the light connected to the Core Smart Home Touch Panels.

Note: Google Home Smart Speaker is the most common used device for Google Assistant voice control applications in smart home eco-system. That's why, Core & Google Assistant Integration will be described based on Google Home device.

Note: Executing the functions controlled via Google Assistant may cause time delays and limit functions. This is why you should not operate any safety-critical devices, such as garage doors, doors or pumps via Google Assistant.

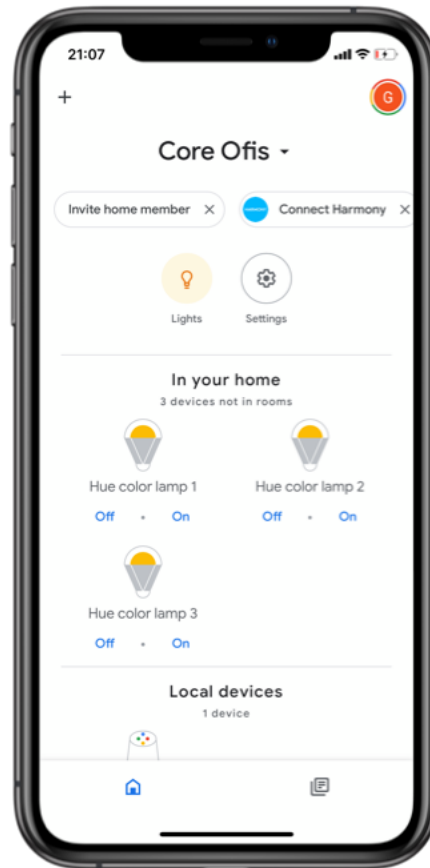
Requirements

You will need the following to use the Core Google Assistant service:

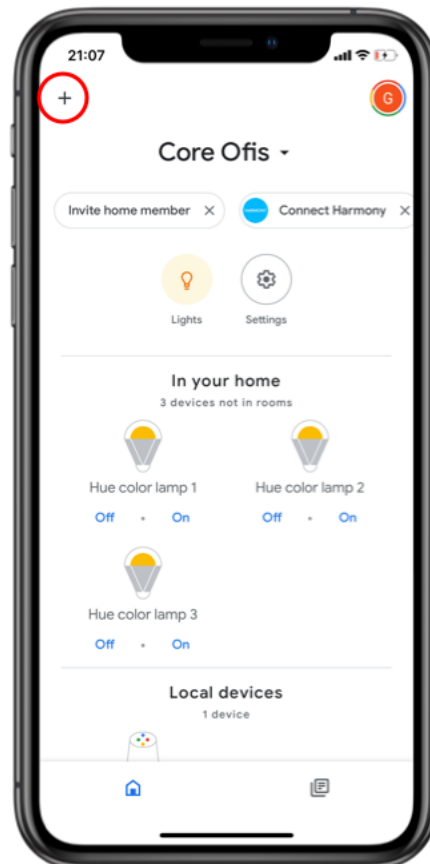
- A Google Account
- A previously configured Google Home Smart Speaker
- A fully configured Core Touch Panel with CoreOS Operating System 3.1.50 or higher.
- Stable internet connection connected to Core Touch Panel.
- Core remote account created in Core Touch Panel.

ACTIVATING CORE SMART HOME SERVICE IN GOOGLE HOME APP

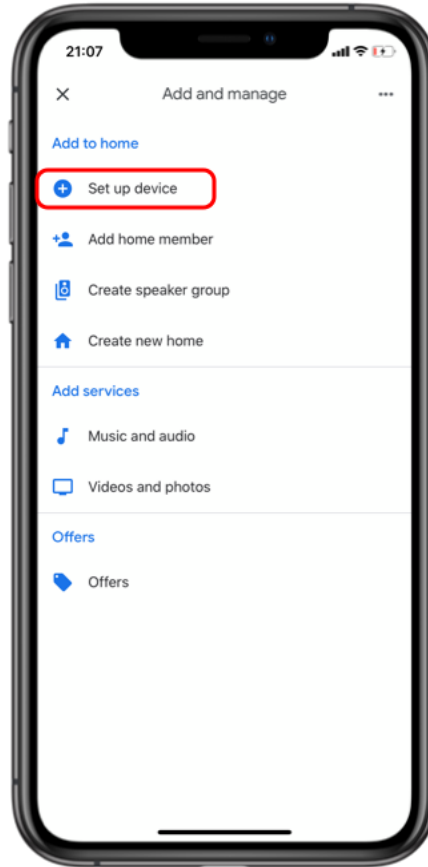
1. Download Google App to your mobile device. Then sign-in with your Google account. Note: If you do not have any Google account, please create a new one.



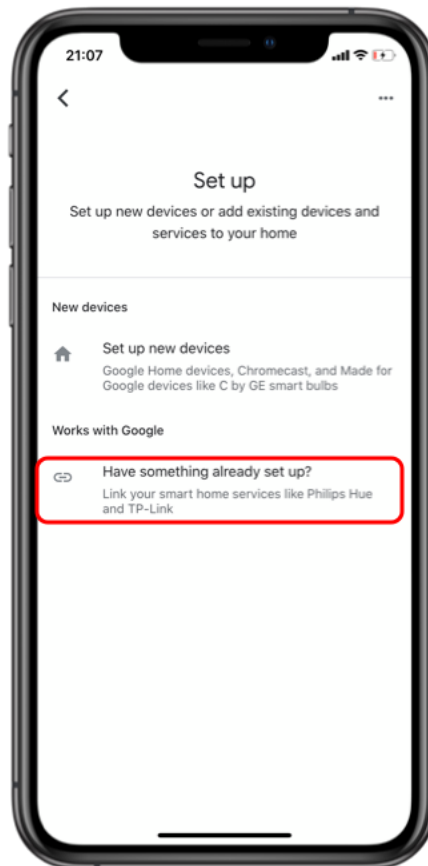
2. Add Core Smart Home service to Google Home. Tap "+" button.



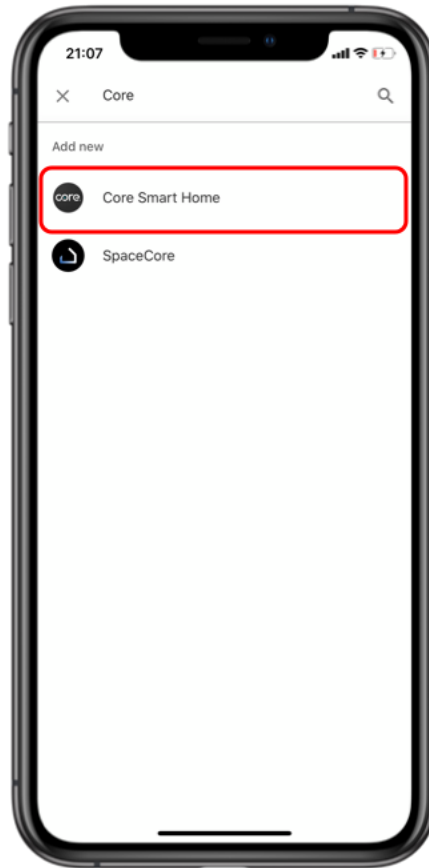
3. Tap "Set up device"



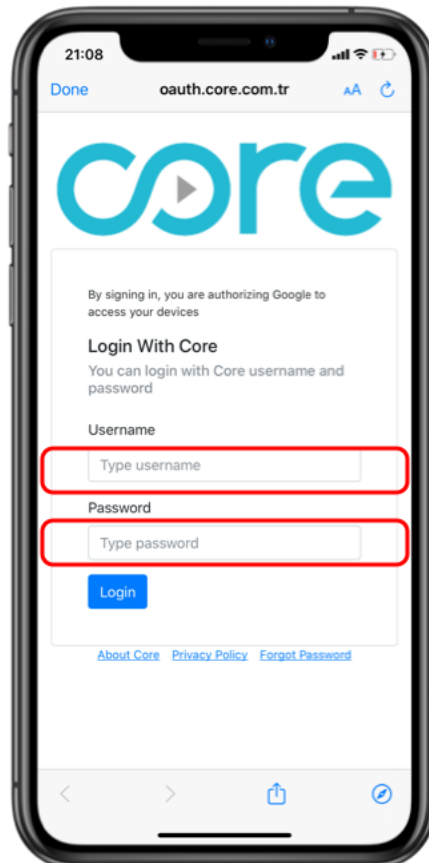
4. Tap "Have something already set up?"



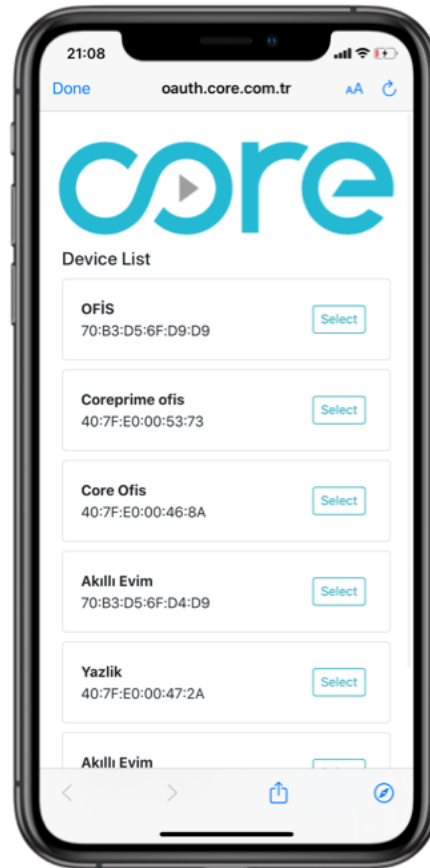
5. Search for Core Smart Home, then tap it.



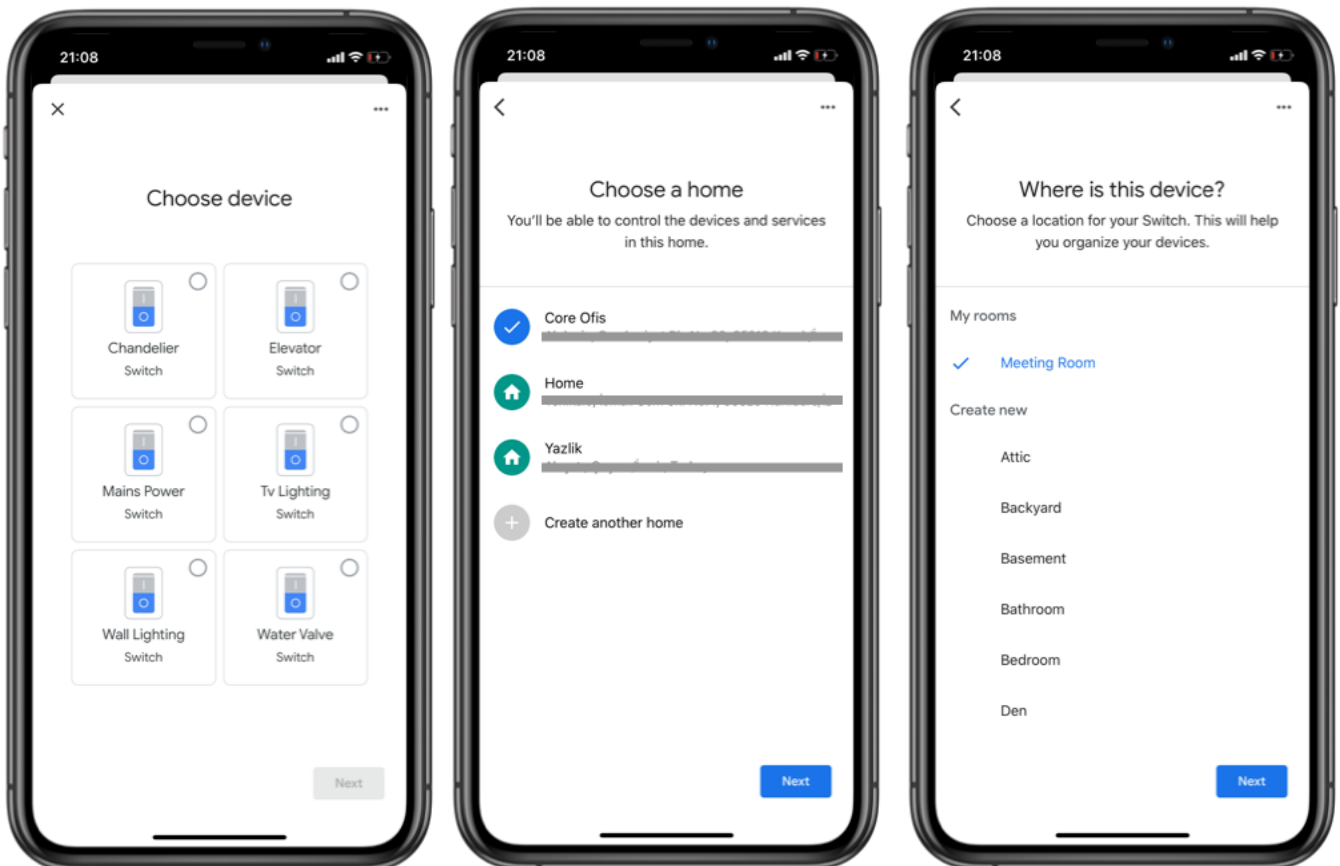
6. Log in with your Core Remote Account.



7. Select living space(Touch Panel) that you want to connect.



8. Assign Core Smart Home accessories to rooms in Google Home App



Note: You can do same procedures in Google Assistant App, if you do not have Google Home device in your living space. Then you can control Core Smart Home Accessories with voice commands from Google Assistant App via mobile devices.

List of Supported Core Smart Home Accessories

Type	Function
Switches	Turn ON/OFF
Thermostats	Set temperature to new setpoint Turn ON/OFF
Scenes	Run Scene

FAQ

What to say to activate Core Smart Home in Google Assistant?

You can say for example: "Ok Google/Hey Google, turn on the light."
Or you can find Core Smart Home on the list of actions in the Google Home or Google Assistant app.

Google Assistant cannot understand the name of a device. What can I do?

There are some device names that we don't recommend. Using them increase the chances of misinterpreting your speech. Don't use words such as "scene, light, list, turn, switch etc." as a device name. It is also not recommended to use the same word in various names (like "kitchen" as a room and "kitchen lights" as a device).

Can I use more than one Google Home device to control one Core Smart Home System?

Yes. Moreover, you can use those devices together with the Google Assistant app on your mobile devices (as long as you are connected to the same Google Account).

Which Core Smart Home Touch Panels(Controllers) work with Google Assistant?

Third generation touch panels, Touch S and Eclipse with CoreOS 3.1.50 or higher operating system.

Some of my devices were not discovered. What can I do?

There are few things you can try:

- Make sure the device type is supported.
- Make sure you have used Core Remote Account that has ownership over Home Center.
- Update your Core Touch Panel.
- Unlink and link the Core Remote Account again.

If none of the above helped, contact our technical support.

Can I use linked commands e.g. Turn off the lights and set the temperature to 25 degree?

This option is not available at the time. Use separted commands to successfully perform the action.

I have made some changes on Core Smart Home Accessories and Scenes, how can I update the integration?

Open Google Home app and pull down the screen to refresh.