



LETOUR 贝乐

KNX Product Catalogue



Smart life | Smart electrical | Smart hotel | Smart audio and video | Smart lighting

Product -KNX integrated module

LETOUR 贝乐

4-fold 16A switch module

Model

LY/K0416412J

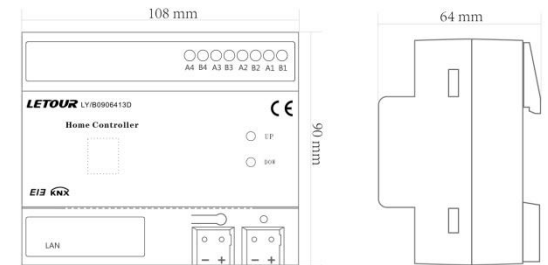
Parameter

- Working voltage: 21-30V DC
- Working current: < 12mA
- Standby power: < 360mW
- Channel number: 4 channel
- Rated current: 230VAC (50/60HZ) 16A/channel
- Size: 72 x 90 x 64 mm
- Working temperature: -5°C+45°C;
- Working humidity: 10%~95% , non-condensing
- Installation: Standard 35mm DIN rail

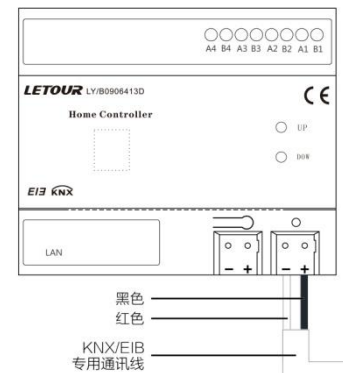
Function

- Turn on/off: control output switch used to control the switch of a luminaire or other equipment
- Delay: Delay switch after receiving control command to prevent frequent turn on/off and protect lamps and fixtures
- Stair lighting: When the output is open, it can be delayed and automatically turn off for stair lighting
- Flashing: Support the output of a certain time duty cycle switch control, used for output control pulse number
- Preset: Each channel support 2 preset value to pre-set switch states or preset scenarios
- Scene: Each channel support 5 scenes
- Logic: Support "and" "or" etc logic function
- Other: Safety, force function, threshold function

Dimension



Wiring diagram



Product -KNX integrated module

LETOUR 贝乐

8-fold 10A switch module

Model

LY/K0810412J

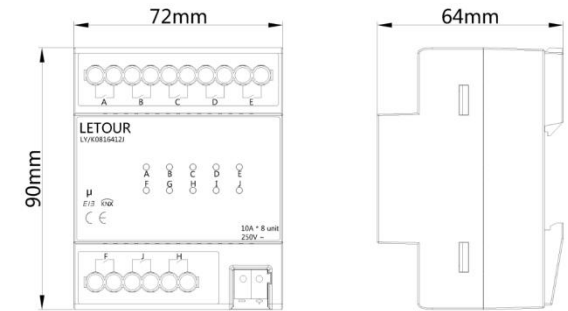
Parameter

- Working voltage: 21-30V DC
- Working current: <12mA
- Standby power: <360mW
- Channel number: 8 channel
- Rated current: 230VAC (50/60HZ) 10A/channel
- Size: 72 x 90 x 64 mm
- Working temperature: -5°C+45°C;
- Working humidity: 10%~95% , non-condensing
- Installation: Standard 35mm DIN rail

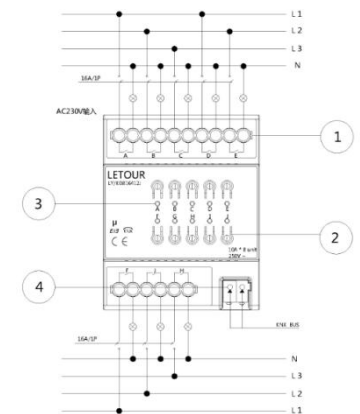
Function

- Turn on/off: control output switch used to control the switch of a luminaire or other equipment
- Delay: Delay switch after receiving control command to prevent frequent turn on/off and protect lamps and fixtures
- Stair lighting: When the output is open, it can be delayed and automatically turn off for stair lighting
- Flashing: Support the output of a certain time duty cycle switch control, used for output control pulse number
- Preset: Each channel support 2 preset value to pre-sett switch states or preset scenarios
- Scene: Each channel support 5 scenes
- Logic: Support "and" "or" etc logic function
- Other: Safety, force function, threshold function

Dimension



Wiring diagram



Product -KNX integrated module

LETOUR 贝乐

12-fold 16A switch module

Model

LY/K1216412J

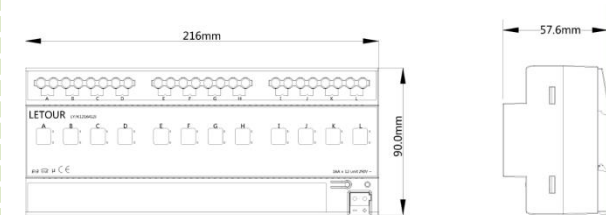
Parameter

- Working voltage: 21-30V DC
- Working current: <12mA
- Standby power: <360mW
- Channel number: 16 channel
- Rated current: 230VAC (50/60HZ) 16A/channel
- Size: 216 x 90 x 64 mm
- Working temperature: -5°C+45°C;
- Working humidity: 10%~95% , non-condensing
- Installation: Standard 35mm DIN rail

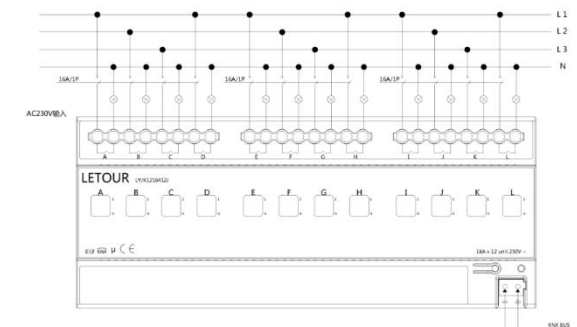
Function

- Turn on/off: control output switch used to control the switch of a luminaire or other equipment
- Delay: Delay switch after receiving control command to prevent frequent turn on/off and protect lamps and fixtures
- Stair lighting: When the output is open, it can be delayed and automatically turn off for stair lighting
- Flashing: Support the output of a certain time duty cycle switch control, used for output control pulse number
- Preset: Each channel support 2 preset value to pre-set switch states or preset scenarios
- Scene: Each channel support 5 scenes
- Logic: Support "and" "or" etc logic function
- Other: Safety, force function, threshold function

Dimension



Wiring diagram



Product -KNX integrated module

LETOUR 贝乐

28-fold 10A switch module

Model

LY/K2810412J

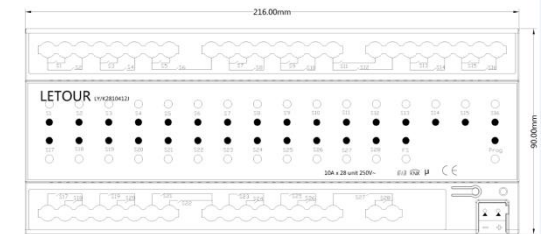
Parameter

- Working voltage: 21-30V DC
- Working current: <12mA
- Standby power: <360mW
- Channel number: 28 channel
- Rated current: 230VAC (50/60HZ) 10A/channel
- Size: 216 x 90 x 64 mm
- Working temperature: -5°C+45°C;
- Working humidity: 10%~95% , non-condensing
- Installation: Standard 35mm DIN rail

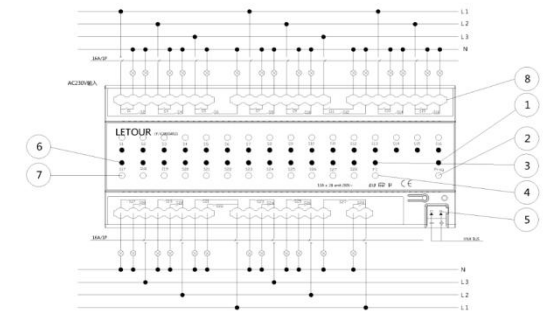
Function

- Turn on/off: control output switch used to control the switch of a luminaire or other equipment
- Delay: Delay switch after receiving control command to prevent frequent turn on/off and protect lamps and fixtures
- Stair lighting: When the output is open, it can be delayed and automatically turn off for stair lighting
- Flashing: Support the output of a certain time duty cycle switch control, used for output control pulse number
- Preset: Each channel support 2 preset value to pre-sett switch states or preset scenarios
- Scene: Each channel support 5 scenes
- Logic: Support "and" "or" etc logic function
- Other: Safety, force function, threshold function

Dimension



Wiring diagram



Product -KNX integrated module

LETOUR 贝乐

4-fold 16A 1-10V dimming module

Model

LY/T0416411J

Parameter

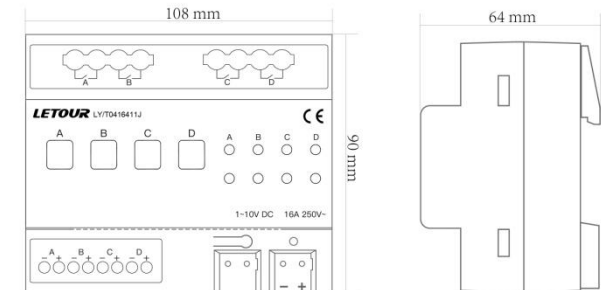
Function

- KNX bus voltage: 21~30VDC, obtained through EIB bus
- Current consumed across the bus: < 12mA
- Power consumed across the bus: < 360mW
- Number of dimming channels: 4
- Output voltage: 1~10VDC (absorption type), Max. 100mA per channel output
- Output contact switching current: 16A / 250V AC, maximum permissible operating current 10A / 250V (140μF) under fluorescent lamp
- Size: 108 x 60 x 64 mm
- Working temperature: -5°C + 45°C;
- Working humidity: < 93%, non-condensing
- Installation: Standard 35mm DIN rail

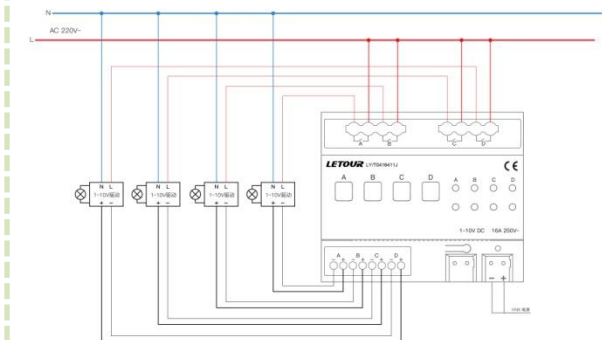
- Dimming function
- Relative dimming function
- Absolute dimming function
- Status and error reporting
- Scene and preset controls

- Stair light function
- Bus reset function
- Absorption type 1-10V drive
- Manual switching/dimming
- Output status indicator

Dimension



Wiring diagram



Product -KNX integrated module

LETOUR 贝乐

4-fold 4A-RGB dimming module

Model

LY/T0404412J

Parameter

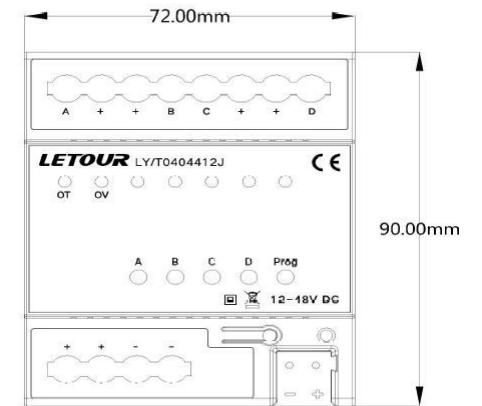
- Working voltage: 21-30V DC
- Working current: <12mA
- Standby power: <360mW
- Input voltage: 12V-24V DC
- Maximum input power consumption: 120mW(12V),144mW (24V) (485 bus)
- Channel number: 1 channel
- Size: 71.5 x 90 x 64 mm
- Working temperature: -5°C+45°C;
- Working humidity: 10%~95% , non-condensing
- Installation: Standard 35mm DIN rail

Function

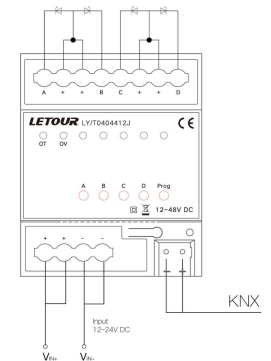
- Dimming function
- Relative dimming function
- Controls luminance of lamps
- Status and error reporting
- 15 Scenes and preset controls

- Stair light function
- Bus reset function
- Preset function, preset save function
- Manual switching/dimming

Dimension



Wiring diagram



Product -KNX integrated module

LETOUR 贝乐

4-fold 300W Triac dimming module

Model

LY/T0403412T

Parameter

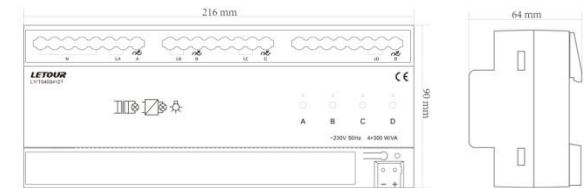
- KNX bus voltage: 21~30VDC, obtained through EIB bus
- Current consumed across the bus: < 12mA
- Power consumed across the bus: < 360mW
- Input voltage: 230VAC (50/60Hz)
- Number of dimming channels: 4 / 2 / 1
- Output Voltage: 230VAC (50/60Hz)
- Maximum output power of each channel: 300W
- Protection measures: over temperature protection and short circuit protection (fuse)
- Size: 216 x 90 x 64 mm
- Working temperature: -5°C+45°C;
- Working humidity: Maximum air humidity<93%, non-condensation
- Installation: Standard 35mm DIN rail

Function

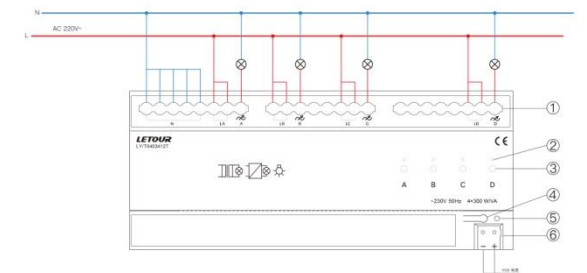
- Dimming function
- Relative dimming function
- Absolute dimming function
- Status and error reporting
- Scene and preset controls

- Stair light function
- Bus reset function
- FPC dimming
- Manually switch and adjust the dimming curve function
- Output status indicator

Dimension



Wiring diagram



Product -KNX integrated module

LETOUR 贝乐

4-fold curtain module

Model

LY/CL0400412J

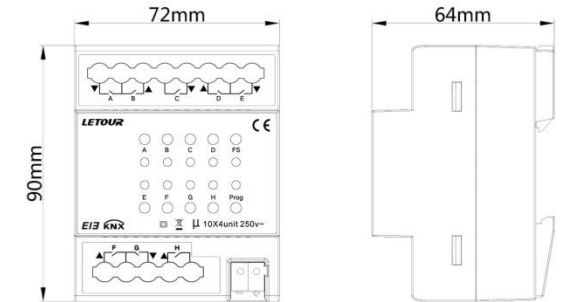
Parameter

- Working voltage :21~30V DC , bus provide
- Rated voltage: 250V/440V AC(50~60Hz)
- Meet AC1(EN60947-4-1)(Resistive load) : 10A/230V
- Meet AC3(EN60947-4-1)(Compatcitive load): 10A/230V
- Meet EN60669 flouresent: 10A/230V
- Output quantity: 4
- Size: 72x 90 x 64 mm
- Working temperature: -5°C+45°C;
- Working humidity: <93%, non-condensation
- Installation: Standard 35mm DIN rail

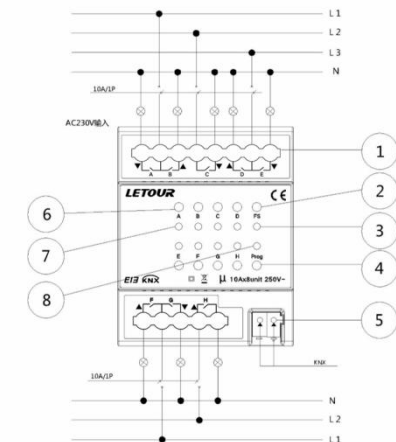
Function

- Manual control switch
- Time function: delay on/off time
- Scene, preset control: 8 bit / 1 bit
- Reply to status value query
- Threshold function
- Control of the electric valve driver
- Relay switch position selection after bus voltage disconnection and recovery
- Output negate
- Stair lighting function with warning and adjustable stair lighting time
- The device does not need additional power supply voltage to operate and powered directly through the EIB/KNX bus

Dimension



Wiring diagram



Product -KNX integrated module

LETOUR 贝乐

14-fold curtain module

Model

LY/CL0400412J

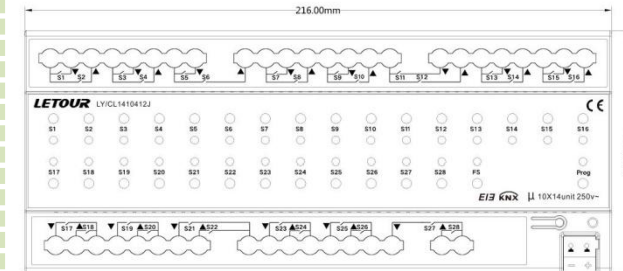
Parameter

- Working voltage :21~30V DC , bus provide
- Rated voltage: 250V/440V AC(50~60Hz)
- Meet AC1(EN60947-4-1)(Resistive load) : 10A/230V
- Meet AC3(EN60947-4-1)(Compatctive load): 10A/230V
- Meet EN60669 flouresent: 10A/230V
- Output quantity: 4
- Size: 216x 90 x 64 mm
- Working temperature: -5°C+45°C;
- Working humidity: <93%, non-condensation
- Installation: Standard 35mm DIN rail

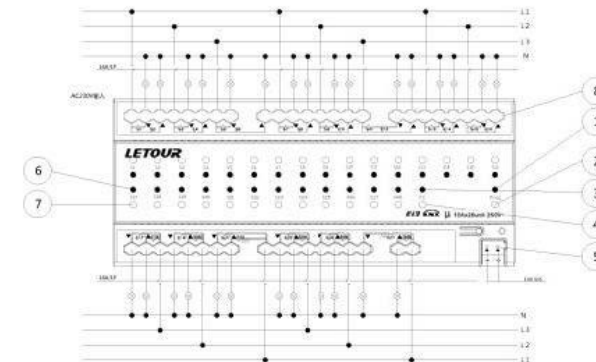
Function

- Manual control switch
- Time function: delay on/off time
- Scene, preset control: 8 bit / 1 bit
- Reply to status value query
- Threshold function
- Control of the electric valve driver
- Relay switch position selection after bus voltage disconnection and recovery
- Output negate
- Stair lighting function with warning and adjustable stair lighting time
- The device does not need additional power supply voltage to operate and powered directly through the EIB/KNX bus

Dimension



Wiring diagram



Product -KNX integrated module

LETOUR 贝乐

RS485 convert module

Model

LY/X0485412J

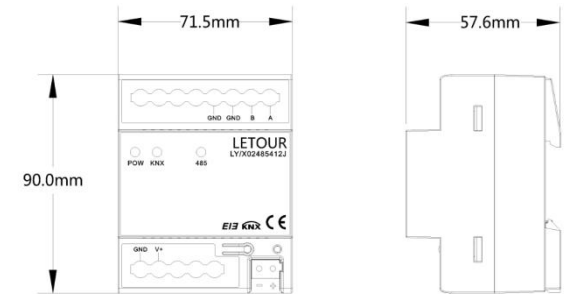
Parameter

- Working voltage: 21-30V DC
- Working current: <12mA
- Standby power: <360mW
- Input voltage: 12V-24V DC (485 bus)
- Maximum input power consumption: 120mW(12V),144mW (24V) (485 bus)
- Channel number: 1 channel
- Size: 71.5 x 90 x 64 mm
- Working temperature: -5°C-45°C;
- Working humidity: 10%~95% , non-condensing
- Installation: Standard 35mm DIN rail

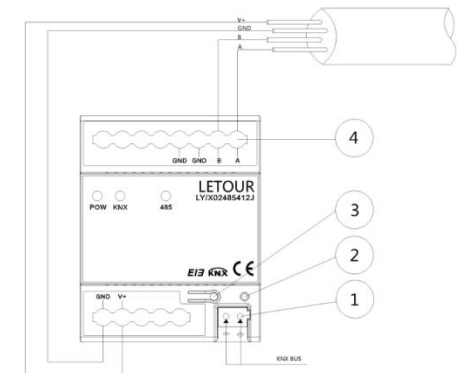
Function

- Transmission speed: 4800-115200bps
- Transmission distance: <1km
- Transmission medium: Twisted pair cable or shielded cable
- Working mode: Asynchronous half duplex differential transmission
- Supporting protocol: Modbus RTU protocol, RS485 private protocol

Dimension



Wiring diagram



Product -KNX integrated module

LETOUR 贝乐

RS232 convert module

Model

LY/X0232412J

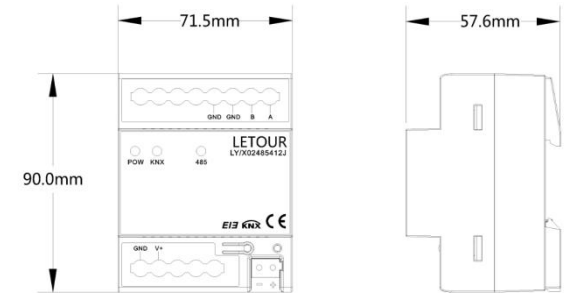
Parameter

- Working voltage: 21-30V DC, bus power supply
- Working current: <12mA
- Standby power: <360mW
- Operation temperature -5°C-45°C; storage temperature -25°C-55°C
- Size: 72 x 90 x 64 mm
- Installation: Standard 35mm DIN rail

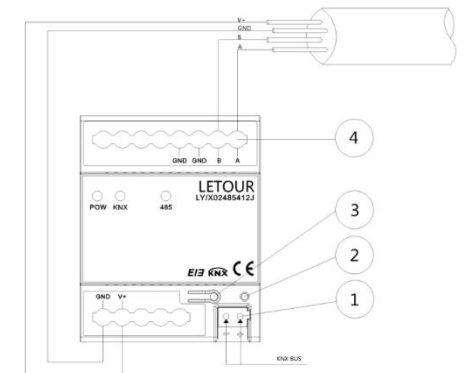
Function

- Supports up to 64 bytes of serial control instructions, supports 128 instructions
- Trigger the sending of serial port instructions through the group address
- Two sets of three-wire standard serial ports that do not support flow control and are connected to the serial port device through a terminal
- The two serial ports are independent of each other, and the communication rate, stop bit and parity check can be programmed
- The maximum communication distance is 15m
- It also supports predefined serial communication protocols to control RS232 devices

Dimension



Wiring diagram



Product -KNX integrated module



IP connector

Model

LY/J0909412J

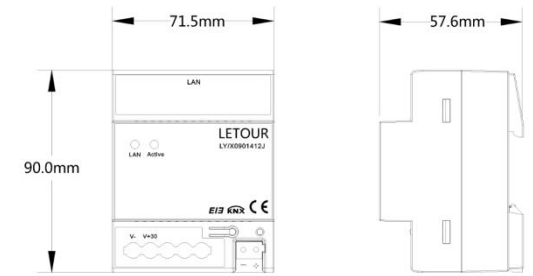
Parameter

- Working voltage: 21-30VDC, bus power supply
- Working current: < 12mA
- Standby power: < 360mW
- Auxiliary supply voltage: 12V~30V DC
- Auxiliary power consumption: < 2.5W
- Operating Temperatures: -5°C+45°C;
- Storage temperature: -25°C-55°C
- Size: 71.5 x 90 x 64 mm
- Installation: Standard 35mm DIN rail

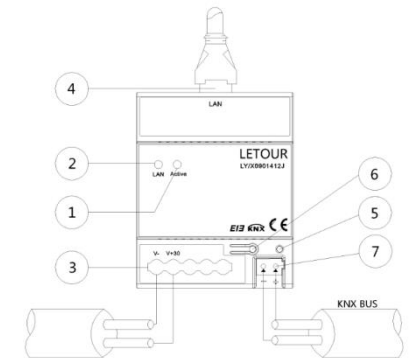
Function

- IP interface is designed for EIB/KNX intelligent building control system, used to realize communication between PC and KNX system
- The interface connects to the Ethernet through the standard RJ45 network port with an adaptive transmission rate of 10/100Mbit/s.

Dimension



Wiring diagram



Product -KNX integrated module

LETOUR 贝乐

960MA power supply

Model

LY/D0960412J

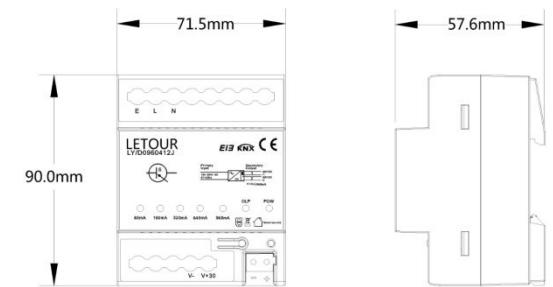
Parameter

- Input voltage: 180-264V AC (47-63Hz)
- Output voltage: 30V DC(2 way: 1 way signal bus, 1 way assist power supply) 12V DC(1 way)
- Output current: 30VDC 2 way total <=960mA 12V DC<=500mA
- Channel number: 3 channel
- Size: 71.5 x 90 x 64mm
- Working temperature: -5°C+45°C;
- Working humidity: 10%~95% , non-condensing
- Installation: Standard 35mm DIN rail

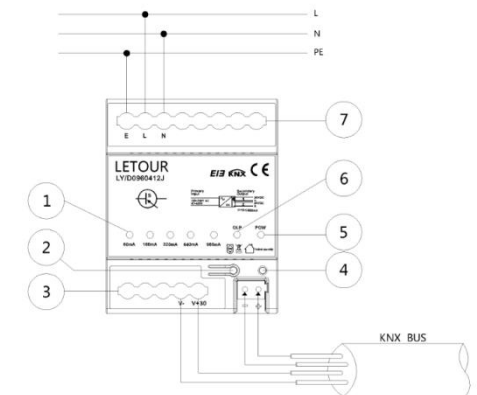
Function

- 3 channel output: 2 way 30VDC, 1 way 12VDC
- Power indicator: Support five sets of output power indicator, 80mA, 160mA, 320mA, 640mA, 960mA
- Overload protection: When the output load is overloaded, it will be cut off and indicated by the light.
- Short circuit protection: When the signal bus output short circuit, the output is cut off and indicated by the indicator light
- Bus reset: Press the reset button to trigger a bus reset.

Dimension



Wiring diagram



Product -KNX distributed module

LETOUR 贝乐



Concealed 1 channel 10A switch module

LY/K0110411F



Concealed 2 channel 10A switch module

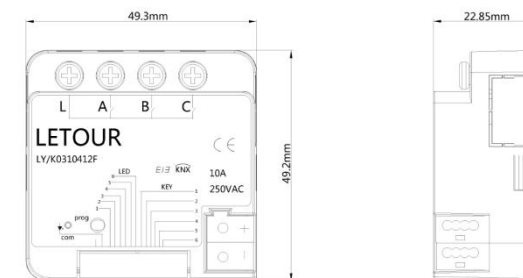
LY/K0210411F



Concealed 3 channel 10A switch module

LY/K0310411F

Dimension



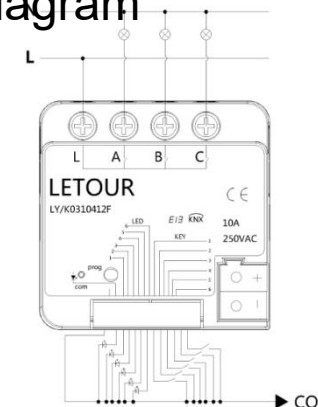
Specification:

- Working voltage: 21-30V DC
- Working current: < 12mA
- Standby power: < 360mW
- Output voltage: 220V AC (50/60Hz)
- Output current: 10A (70uF) /channel
- Channel number: 1/2/3 channel
- LED output: 6 fold LED output (Maximum current of each channel 2.5mA)
- Dry contact input: 6 fold key inputs
- Working Temperatures: -5 ° C + 45 ° C
- Working humidity: 10%~95%, non-condensing
- Size: 50 x 50 x 22.8 mm
- Installation: type 86 traditional electrician bottom box

Features:

- 1 fold import 16A magnetic hold relay, super anti-surge current
- 6 fold dry contact inputs. Switch and dimming function, shutter function, call and store scene function, fixed value sending function etc.
- 6 fold LED indicator.
- Easy to install, traditional electricians can also work without changing lines, directly connected to the original line can be used
- Super small size, type 86 traditional electrician bottom box installation

Wiring diagram



Product -KNX distributed module

LETOUR 贝乐



Feature:

- Working voltage: 21-30V DC
- Working current: <12mA
- Standby power: <360mW
- Output voltage: 220V AC (50/60Hz)
- Output power: 220V AC (50/60Hz) 200W/channel
- Operating Temperature: -5 ° C ... +45 ° C
- Working humidity: 10%~95% , non-condensing
- Size: 50 x 50 x 22.8 mm
- Installation: Standard 86mm bottom box

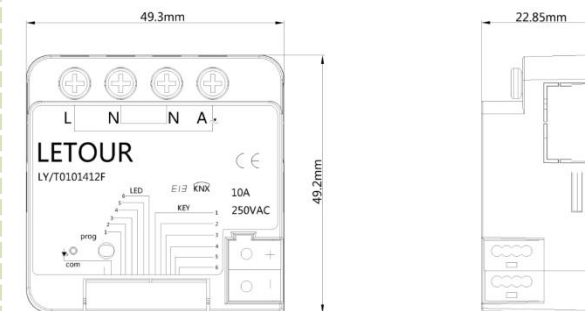
Concealed 1 channel 1A dimming module

LY/T0101412F

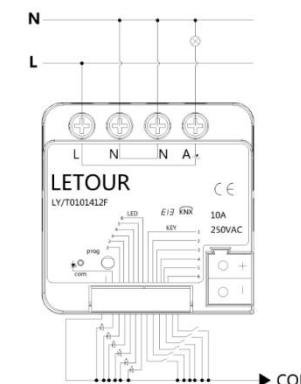
Function:

- 1 channel 200W dimming output, adjustable incandescent lamp, halogen lamp
- 6 fold dry contact inputs. Switch and dimming function, shutter function, invoke and store scene function, fixed value sending function and so on.
- 6 fold LED indicator.
- Easy to install, traditional electricians can also work without changing lines, directly connected to the original line can be used
- Super small size, type 86 traditional electrician bottom box installation

Dimension



Wiring diagram



Product -KNX distributed module

LETOUR 贝乐



Features:

- Dry contact input scan
- Switch and dimming function
- Shutter function
- Invoke and store scenario functions
- Fixed value send function
- The curtain output
- Open and close the curtains
- Stop curtain movement
- Provides eight scenario controls, invoke and stored by 1byte objects
- Query or reply the open and close state of curtain
- The curtain action can be set when the bus voltage is restored

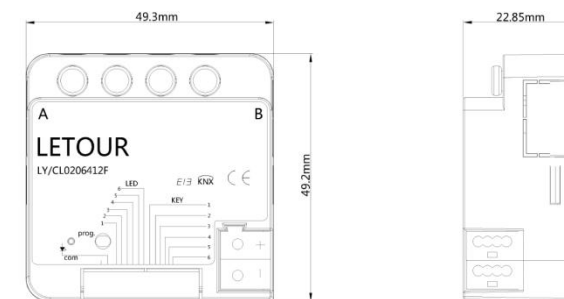
Concealed 2 channel curtain switch module

LY/CL0206413F

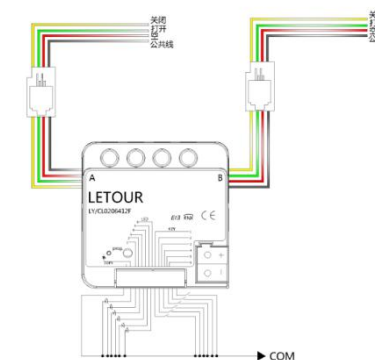
Function:

- Operating Voltage: 21~30V DC , bus power supply
- Quiescent current: <12mA
- Output channel: Two independent dry contact control type motors can be connected
- LED output channel: 6 fold negative connections
- Output current: 1mA
- Input channel: 6 fold
- Quiescent current: <360mW
- Operation Temperature: -5 ° C ~ +45 ° C
- Design: Embedded mounting equipment
- Installation: Standard 86mm mounting box or 60 square box, junction box depth is at least 50mm

Dimension



Wiring diagram



Product -KNX distributed module

LETOUR 贝乐



6 fold universal connection module

LY/J0601413T



8 fold universal connection module

LY/J0801412T

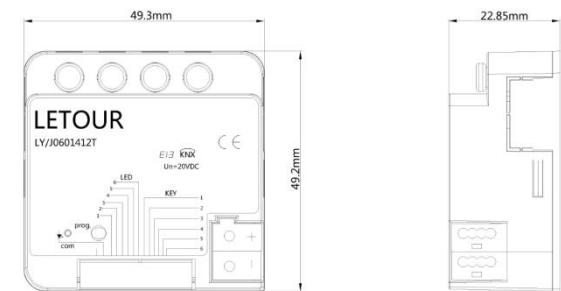
Function:

- Operating Voltage: 21-30V DC
- Operating current: < 12mA
- Standby power: < 360mW
- Output: 6 channels LED output (maximum current per channel 2.5mA)
- Input: 6 fold passive key inputs
- Size: 46mm*46mm*11.7mm
- Operating Temperature: -5°C+45°C;
- Working humidity: 10%~95% , non-condensing
- Installation: Standard 86mm mounting box or 60 square box

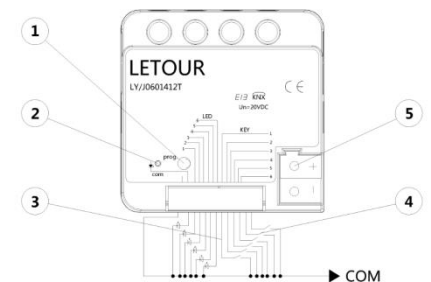
Feature:

- Switch function: Converts dry contact input signals into switch signals.
- Dimming function: Converts dry contact input signals into dimming signals.
- Curtain function: change dry contact input signal into curtain control signal.
- Counter function: convert dry contact input signal into switching signal times
- Value/Force output function: Converts dry contact input signal to control value.
- Switch sequence function: Converts dry contact input signals into switch sequences.
- Multi-operation function: Converts dry contact input signals into multiple switches at different times.

Dimension

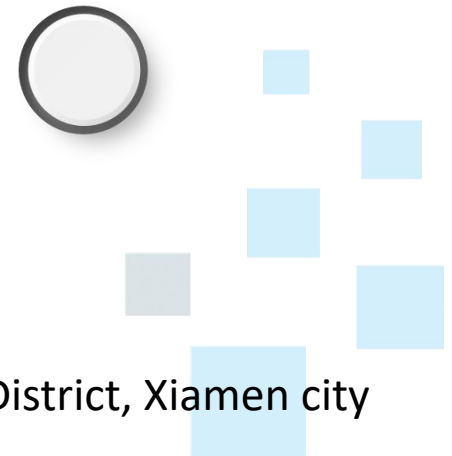


Wiring diagram





● THANKS



Beile (xiamen) Intelligent Technology Co., Ltd.
3rd Floor, Office Building, 16 Xianghai Road, Xiang 'an District, Xiamen city
www.gzletour.com